

installation guide

LiveCode 9.6.7
(Mac)

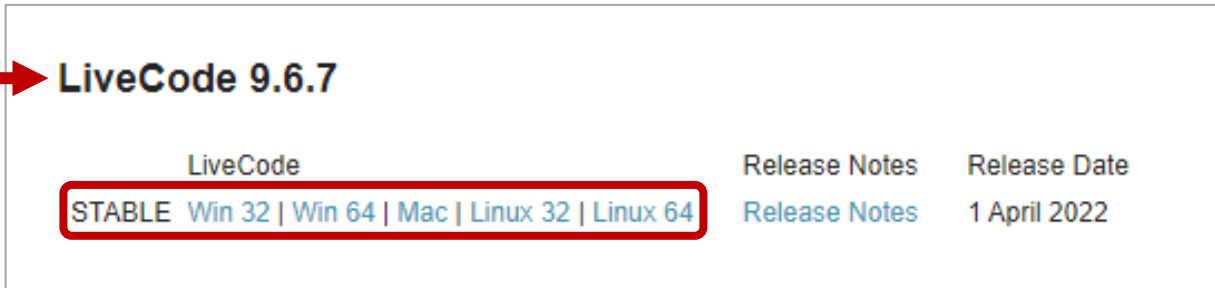


LiveCode Installation

- Enter the link: [LiveCode download](#)
- Locate version **LiveCode 9.6.7**

**If you have macOS Monterey M1 chip, you should download liveCode version 9.6.8*

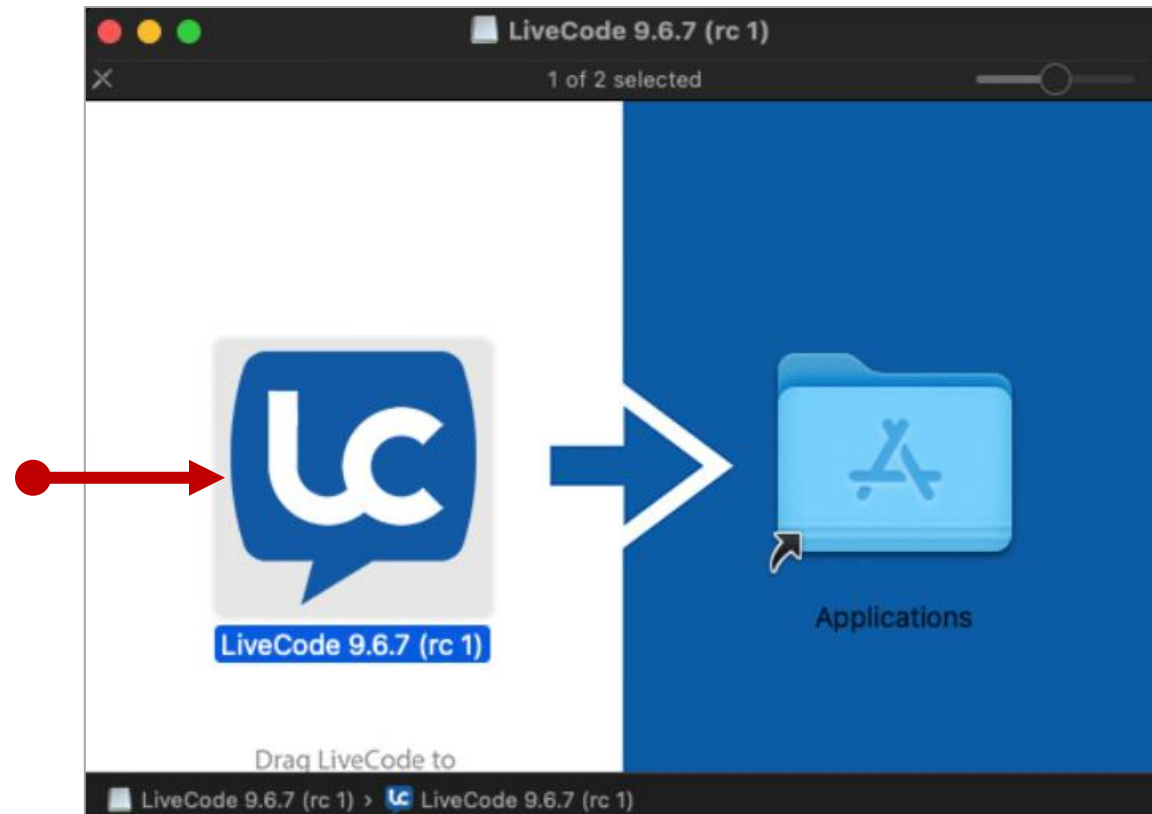
- Choose the link according to your operation system type

A screenshot of the LiveCode 9.6.7 download page. A red arrow points to the 'LiveCode 9.6.7' heading. Below it, a table lists download options for different operating systems, with the 'STABLE' link highlighted by a red box. To the right, there are links for 'Release Notes' and 'Release Date' (1 April 2022).

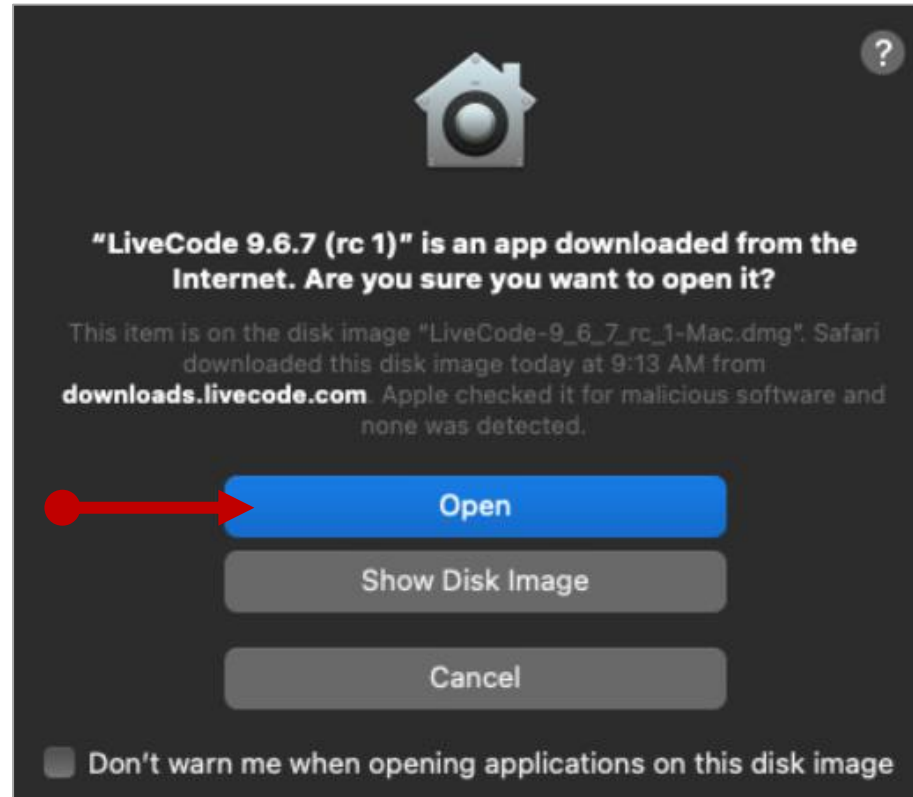
LiveCode	Release Notes	Release Date
STABLE Win 32 Win 64 Mac Linux 32 Linux 64	Release Notes	1 April 2022

LiveCode Installation

- Open the file you downloaded



LiveCode Installation



LiveCode Installation

LIVECODE **Agreement**
9.6.7-rc-1

COMMERCIAL LIVECODE LICENSE AGREEMENT AND WARRANTY DISCLAIMER

Commercial License for LiveCode software and all associated files, including installer archives and all related documentation ("LiveCode Software")

IMPORTANT -- READ CAREFULLY: By using the LiveCode Software you expressly agree to be and are hereby bound by the terms of this License Agreement ("Agreement"). If you do not accept the terms of this Agreement you must not use the LiveCode Software; and you must immediately destroy all copies of the LiveCode Software.

1. GRANT OF LICENSE:

a) LiveCode Ltd ("LiveCode") hereby grant you ("you" refers to a single individual) a

accept the terms of the license agreement

Quit Continue

1. In order to activate your account:

- Enter the student locker
- Select the course tab
- Under the course materials, you will find the email and the password

2. Enter the email and the password in the appropriate fields on the activation screen of Live-Code

pay attention!

- Do not copy and paste the details. You must enter your login information
- Do not create a new user in Live-code with these details

Course Materials

- TrustMe_Android
- TrustMe_iPhone
- Software development installation
- Close Application
- Let's tame a robot
- Your LiveCode login details: Username - johndoe@gmail.com, Password : ZfMwaYlvcGk1



Activation

9.6.7-rc-1

 No license found for this version, please activate to continue.

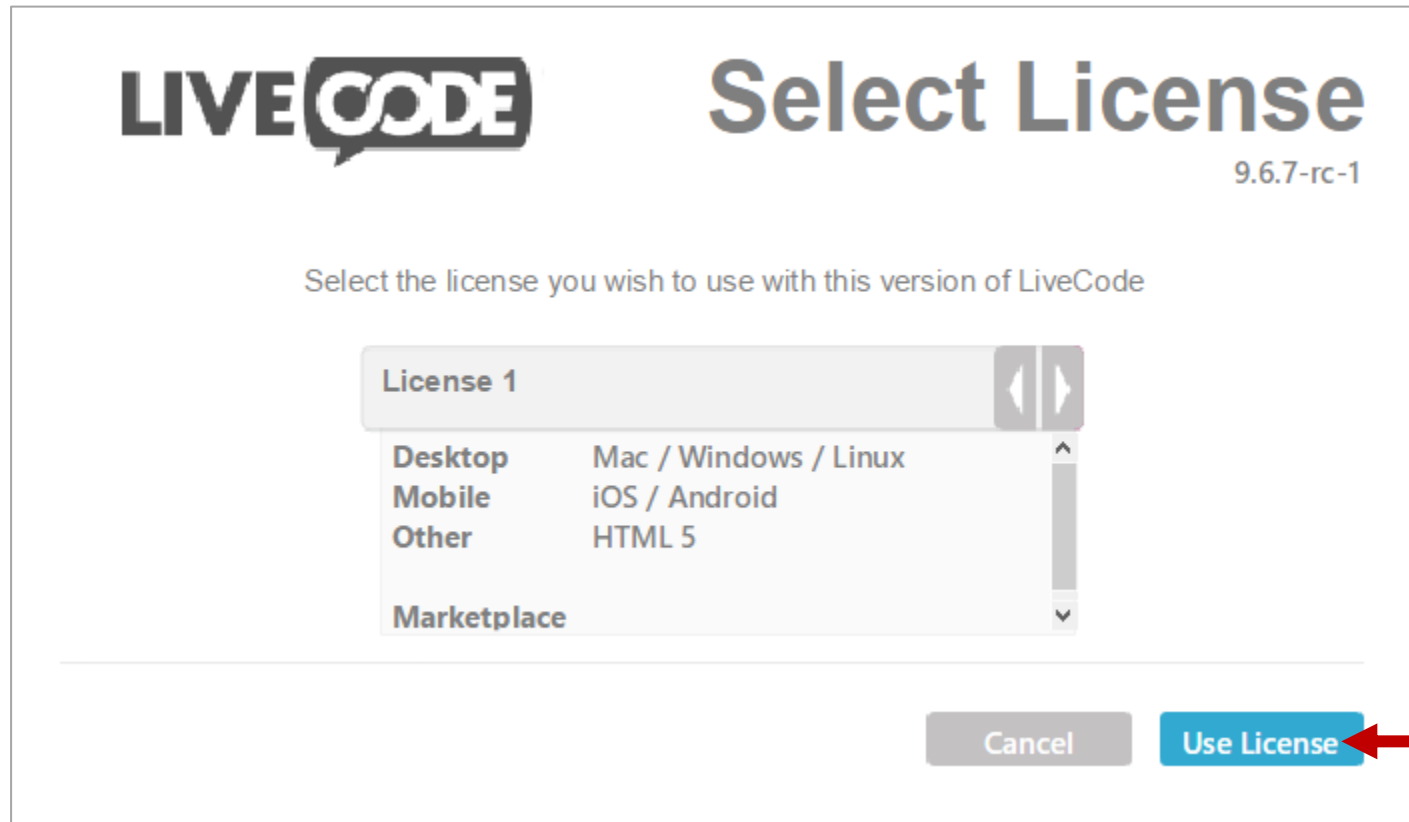
Email

Password

[Create an account](#) | [Manual activation](#)

LiveCode Installation

- Click on “Use License”





LiveCode Installation

You are ready

See you soon

Be cool & Have fun